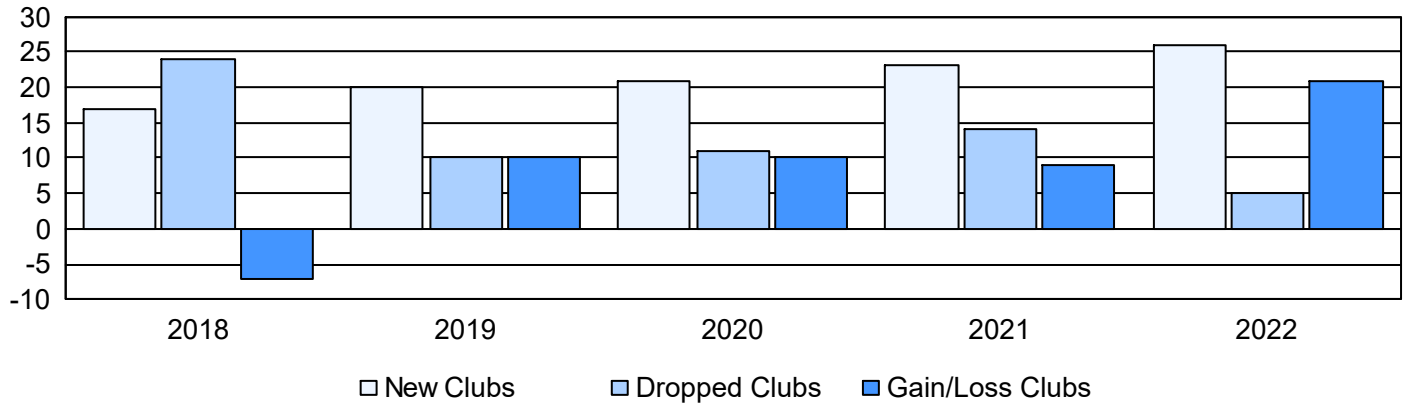
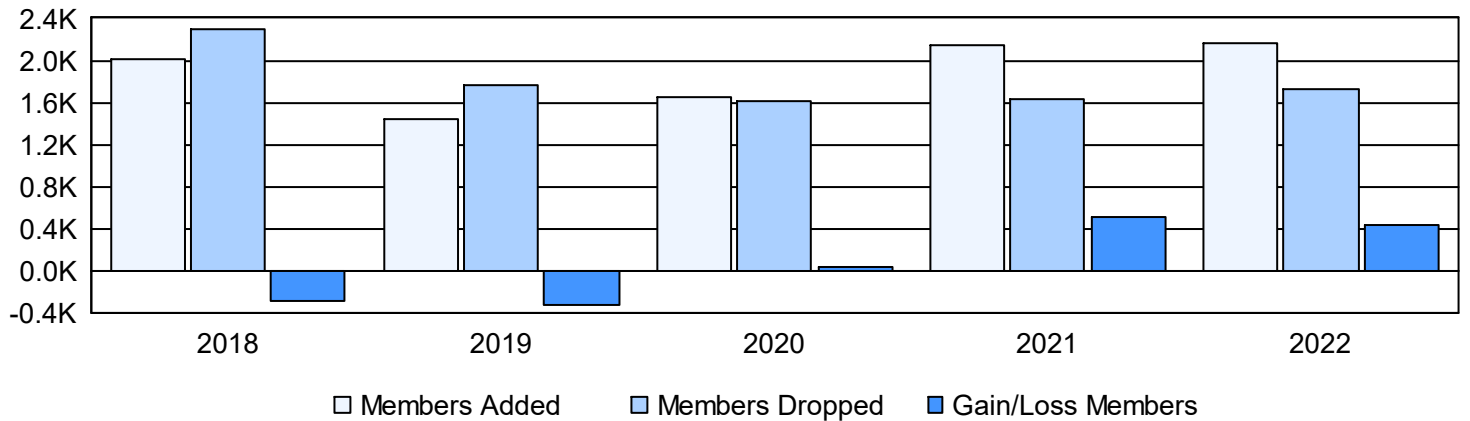


Year	New Clubs	Dropped Clubs	Gain/ Loss Clubs	New Members	Charter Members	Reinstate Members	Transfer Members	Total Member Added	Total Members Dropped	Gain/ Loss Members
2017-2018	17	24	-7	1,316	488	153	44	2,001	2,289	-288
2018-2019	20	10	10	777	545	73	40	1,435	1,770	-335
2019-2020	21	11	10	932	560	88	61	1,641	1,606	35
2020-2021	23	14	9	1,328	643	130	35	2,136	1,626	510
2021-2022	26	5	21	1,253	732	122	47	2,154	1,728	426
<b>Average</b>	<b>21</b>	<b>13</b>	<b>9</b>	<b>1,121</b>	<b>594</b>	<b>113</b>	<b>45</b>	<b>1,873</b>	<b>1,804</b>	<b>70</b>

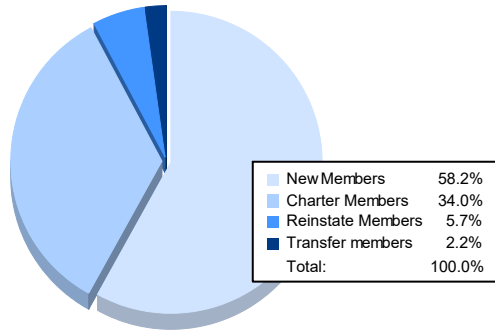
### Clubs



### Members



### Membership Composition June 2022 Cumulative



### Gender Composition June 2022 Cumulative

